



Essential Glass

SV-A40 | SV-A60 EASY | SV-P70 EASY | SV-A90 | SV-A90 EASY

ESSENTIAL GLASS

BIBLIOTECA
DE DESCARGAS



ES

ESSENTIAL GLASS LA HISTORIA Y EVOLUCIÓN DE SAHECO EN UN ABANICO DE SISTEMAS QUE OFRECEN:

1. Soluciones de puertas correderas de cristal, suspendidas, sin marco y de alta calidad para hojas de 40, 60, 70 y 90 Kg de peso. 2. Distintos acabados de perfilería y tapetas según las últimas tendencias arquitectónicas. 3. Pinza Easy, la solución más minimalista gracias a su reducida tapeta. 4. SV-P70 y SV-A90 ofrecen pinzas de alta calidad con roldanas montadas sobre cojinetes a bolas para asegurar una acción suave y silenciosa. La diferencia entre ambos sistemas es la montura de la roldana, siendo de plástico técnico de alta calidad para SV-P70 y de zamak para la SV-A90. 5. Freno amortiguador (softbrake) disponible en las opciones SV-P70 y SV-A90 para un cierre de las puertas suave y sin impactos. 6. No se requiere mecanización del vidrio en ninguna de las aplicaciones. 7. Certificado Applus según la norma EN 1527 para toda la familia.

EN


ESSENTIAL GLASS - THE HISTORY AND EVOLUTION OF SAHECO IN A RANGE OF SYSTEMS THAT OFFER:


1. Solutions for high quality, suspended, frameless, sliding glass doors with 40, 60, 70 and 90kg panels 2. Different profile and cover finishes that follow the latest architectural trends. 3. Easy Clamp, the most minimalistic solution available thanks to its compact cover. 4. SV-P70 and SV-A90 are high-quality clamps with rollers mounted on ball bearings to ensure that they can be used smoothly and silently. The difference between the two systems is the track roller assembly, which is made of high quality technical plastic in the SV-P70 and zamak in the SV-A90. 5. Softbrake available in SV-P70 and SV-A90 options for smooth and impact-free closing. 6. No machining of the glass is required for any of the applications. 7. Applus certified in accordance with the EN 1527 standard across the whole product line.

FR

ESSENTIAL GLASS, L'HISTOIRE ET L'ÉVOLUTION DE SAHECO DANS UNE GAMME DE SYSTÈMES QU'ELLE PROPOSE:

1. Solutions pour portes coulissantes en verre, suspendues, sans cadre et de haute qualité pour des battants de 40, 60, 70 et 90 kg. 2. Différentes finitions de profil et de piédroits en fonction des dernières tendances architecturales. 3. Pince Easy, la solution la plus minimaliste grâce à son piédroit réduit. 4. SV-P70 et SV-A90 offrent des pinces de haute qualité avec des poulies montées sur roulements à billes pour assurer une action douce et silencieuse. La différence entre les deux systèmes réside dans l'assemblage des poulies, qui sont en plastique technique de haute qualité pour SV-P70 et en zamak pour SV-A90. 5. Frein amortisseur (softbrake) disponible dans les options SV-P70 et SV-A90 pour une fermeture de porte en douceur et sans choc. 6. Aucune mécanisation du verre n'est requise sur aucune des applications. 7. Certification Applus selon la norme EN 1527 pour toute la famille.





Características técnicas

Technical characteristics | Caractéristiques techniques

Perfilería Profiles | Profils

STANDARD 30x29 mm	EXCELLENCE 33x33 mm	STAR 33x32 mm	EXCELLENCE CON VIDRIO FIJO 53x33 mm
STAR CON VIDRIO FIJO 50x32 mm	STAR FT 53x32 mm	STAR FT CON VIDRIO FIJO 70x32 mm	 20x15 mm
PERFIL SEPARADOR 49x43 mm	 20x20 mm	 17x12 mm	 21x20 mm

Especificaciones Specifications | Spécification

 8 mm	 16 mm	 10 mm	 14 mm	 1 Softbrake MÍN. 600 mm
SV-P70 2 Softbrake MÍN. 800 mm	SV-A90 2 Softbrake MÍN. 825 mm	 SOFTBRAKE MÁX. 90Kg	 RODAMIENTO A BOLAS BALL BEARING	

Peso Weights | Poids

40 kg	88 lb
60 kg	132 lb
70 kg	154 lb
90 kg	198 lb

Producto certificado

Product certificated | produit certifié

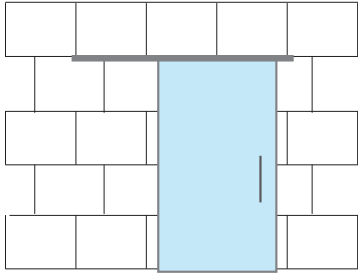




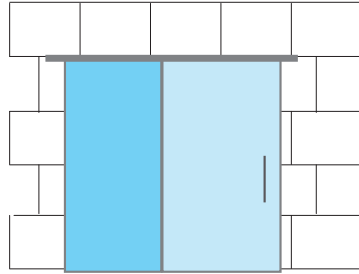
Variantes de instalación

Installation possibilities | Variantes d'installation

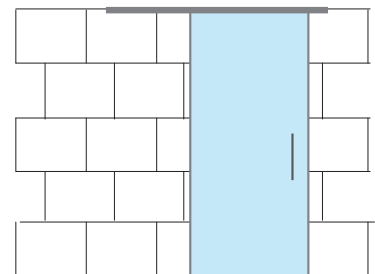
PARED
WALL
MUR



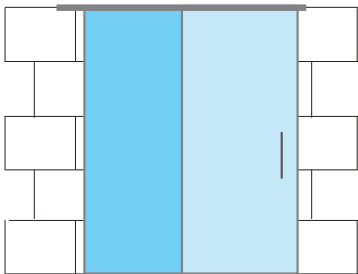
PARED CON VIDRIO FJO
WALL WITH FIXED PANEL
MUR AVEC VERRE FIXE



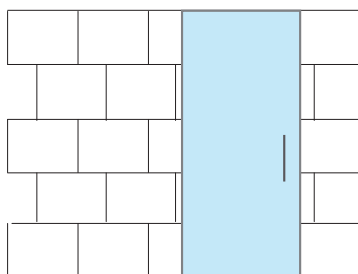
TECHO
CEILING
PLAFOND



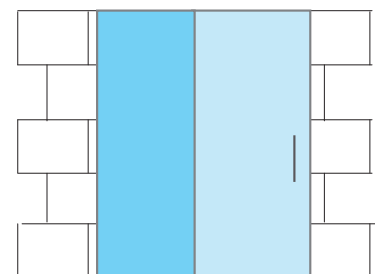
TECHO CON VIDRIO FJO
CEILING WITH FIXED PANEL
PLAFOND AVEC VERRE FIXE



FALSO TECHO
FALSE CEILING
FAUX PLAFOND



FALSO TECHO CON VIDRIO FJO
FALSE CEILING WITH FIXED PANEL
FAUX PLAFOND AVEC VERRE FIXE





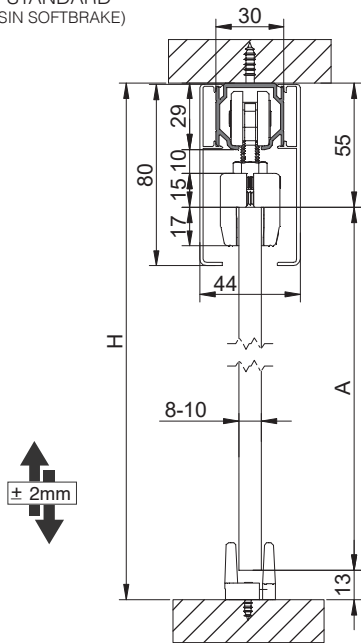
Sección tipo

Cros-section | Section type (Cotas en mm | Dimensions in mm | Dimensions en mm)

MONTAJE A TECHO | CEILING MOUNT | FIXATION À TOIT



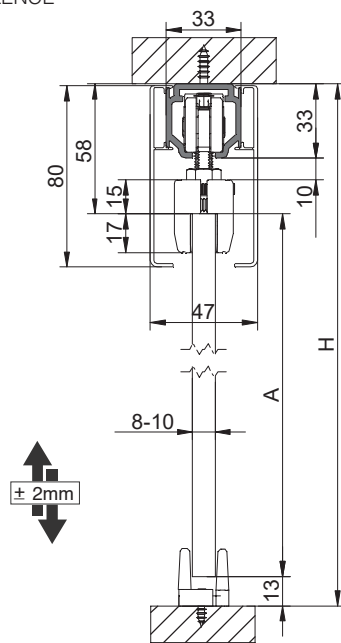
STANDARD
(SIN SOFTBRAKE)



A= H-68



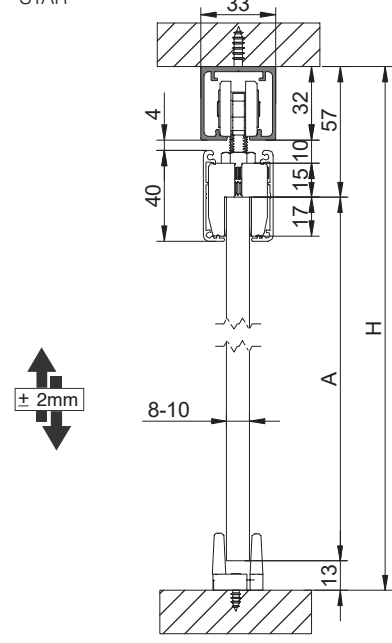
EXCELLENCE



A= H-71



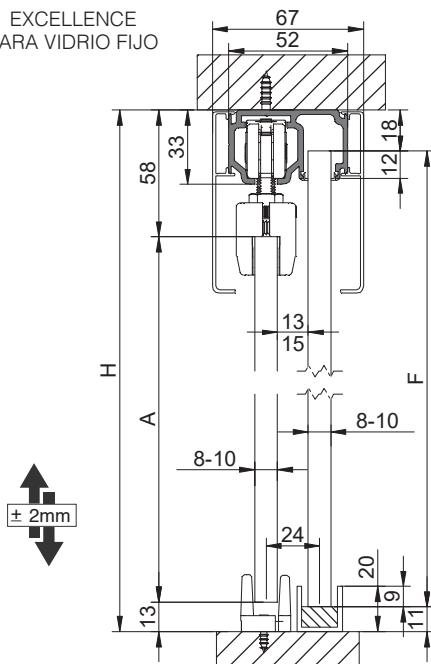
STAR



A= H-70



EXCELLENCE
PARA VIDRIO FIJO

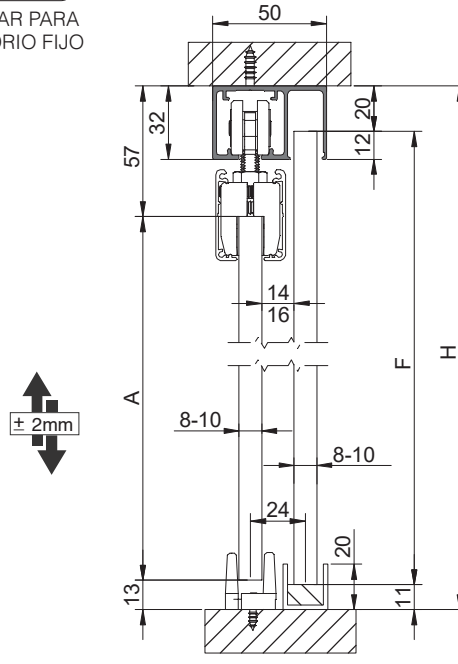


A= H-71

F= H-29



STAR PARA
VIDRIO FIJO



A= H-70

F= H-31



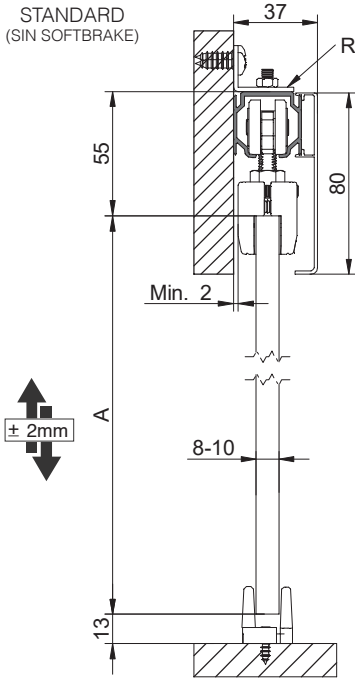
Sección tipo Cross-section

(Cotas en mm | Dimensions in mm | Dimensions en mm)

MONTAJE A PARED | WALL MOUNT | FIXATION À MUR



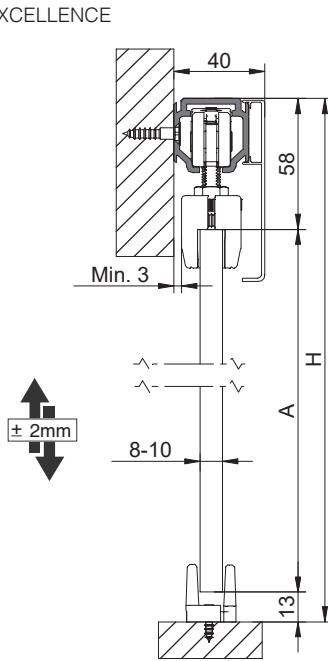
STANDARD
(SIN SOFTBRAKE)



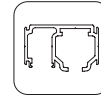
A= H-68



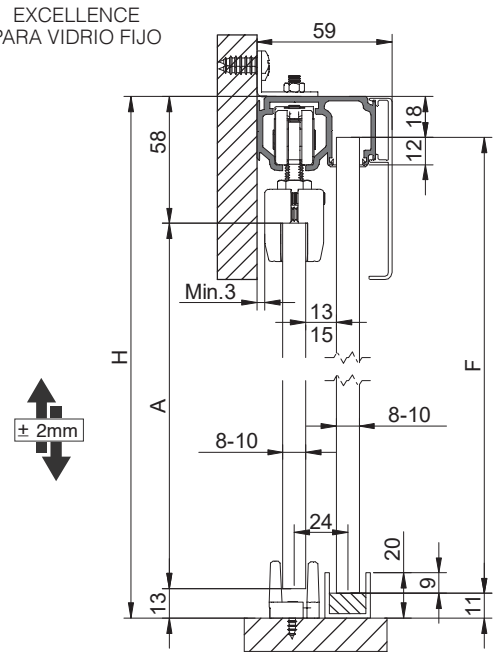
EXCELLENCE



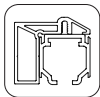
A= H-71



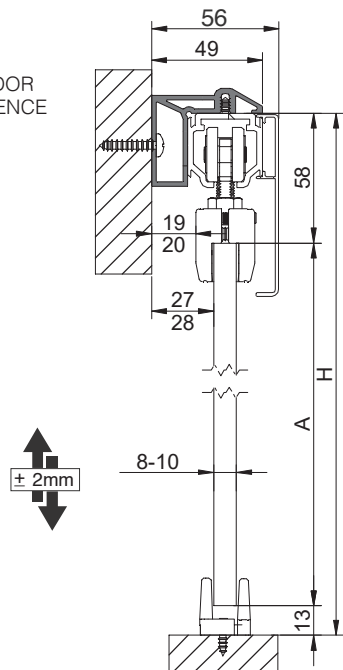
EXCELLENCE
PARA VIDRIO FIJO



A= H-71 F= H-29



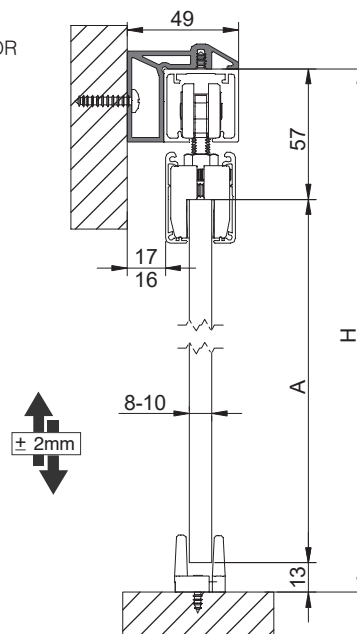
PERFIL SEPARADOR
+ PERFIL EXCELLENCE



A= H-71



PERFIL SEPARADOR
+ PERFIL STAR



A= H-70 F= H-31



Sección tipo Cross-section

(Cotas en mm | Dimensions in mm | Dimensions en mm)

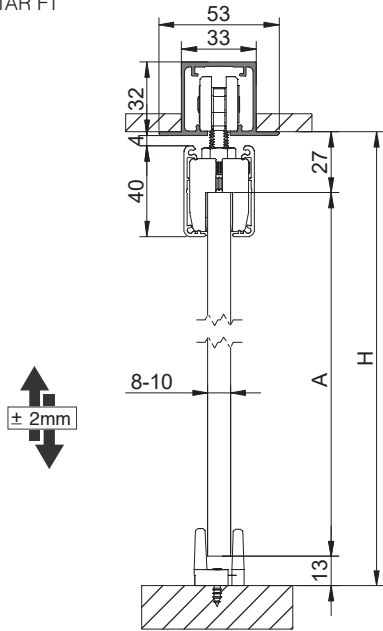
MONTAJE A FALSO TECHO | FALSE CEILING MOUNT | FIXATION À PLAFOND



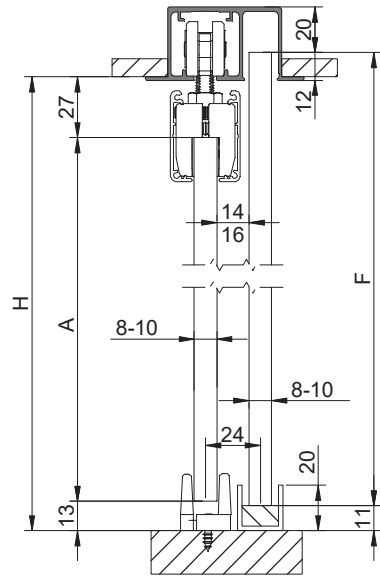
STAR FT



STAR FT PARA VIDRIO FIJO



$A = H - 40$



$A = H - 40$

$F = H$



Componentes

Components

PERFILERÍA PROFILES PROFILS		Acabado	Cód.		
	<p>Perfil superior Standard Standard Top track Profil supérieur Standard</p> <p>80kg  30x29mm (SIN SOFTBRAKE)</p>	<p>S</p> <p>MF</p>	<p>00 60 20 00 60 30 00 60 50</p> <p>00 61 20 00 61 30 00 61 50</p>	<p>2 m 3 m 5 m</p> <p>2 m 3 m 5 m</p>	<p>6 perfiles 6 profiles 6 profils</p>
	<p>Perfil superior Excellence. Montaje a techo Excellence top track. Ceiling mount Profil supérieur Excellence. Fixation à plafond</p> <p>90kg  33x33mm</p>	<p>S</p> <p>MF</p>	<p>0 105 24 0 105 34 0 105 54</p> <p>0 105 23 0 105 33 0 105 53</p>	<p>2 m 3 m 5 m</p> <p>2 m 3 m 5 m</p>	<p>2 perfiles 2 profiles 2 profils</p>
	<p>Perfil superior Excellence. Montaje a techo / pared Excellence top track, ceiling / wall mount Profil supérieur Excellence. Fixation à plafond / mur</p> <p>90kg  33x33mm</p>	<p>S</p> <p>MF</p>	<p>0 105 20 0 105 30 0 105 50</p> <p>0 105 21 0 105 31 0 105 51</p>	<p>2 m 3 m 5 m</p> <p>2 m 3 m 5 m</p>	<p>2 perfiles 2 profiles 2 profils</p>
	<p>Perfil superior Star. Montaje a techo Star top track. Ceiling mounting Profil supérieur Star. Fixation à plafond</p> <p>90kg  33x32mm</p>	<p>S</p> <p>MF</p> <p>BL</p>	<p>00 82 20 00 82 30 00 82 50</p> <p>00 82 23¹ 00 82 33¹ 00 82 53¹</p> <p>00 82 24 00 82 34 00 82 54</p>	<p>2 m 3 m 5 m</p> <p>2 m 3 m 5 m</p> <p>2 m 3 m 5 m</p>	<p>2 perfiles 2 profiles 2 profils</p>
	<p>Perfil superior Excellence para vidrio fijo Excellence top track for fixed glass Profil supérieur Excellence pour panneau fixe</p> <p>90kg  53x33mm</p>	<p>S</p> <p>MF</p>	<p>0 105 29 0 105 39 0 105 59</p> <p>0 105 27 0 105 37 0 105 57</p>	<p>2 m 3 m 5 m</p> <p>2 m 3 m 5 m</p>	<p>2 perfiles 2 profiles 2 profils</p>
	<p>Perfil superior Star para vidrio fijo Star top track for fixed glass Rail haut Star pour panneau fixe</p> <p>90kg  50x32mm</p>	<p>S</p> <p>MF</p> <p>BL</p>	<p>00 83 20 00 83 30 00 83 50</p> <p>00 83 21¹ 00 83 31¹ 00 83 51¹</p> <p>00 83 25 00 83 35 00 83 55</p>	<p>2 m 3 m 5 m</p> <p>2 m 3 m 5 m</p> <p>2 m 3 m 5 m</p>	<p>2 perfiles 2 profiles 2 profils</p>








¹ Se sirve sin mecanizar | Is served without machining | Est servi sans usinage





Componentes

Components

JUEGOS SETS JEUX		Acabado	Cód.		
 <p>Perfil superior Star FT. Montaje a falso techo Star FT top profile. False ceiling mounting Profil supérieur Star FT. Fixation à faux-plafond</p> <p>90kg  53x32mm</p>	<p>S</p> <p>BL</p> <p>WL</p>	00 82 25	2 m	2 perfiles 2 profiles 2 profils	
		00 82 35	3 m		
		00 82 55	5 m		
 <p>Perfil superior Star FT para vidrio fijo Star FT top track for fixed glass Rail haut Star FT pour panneau fixe</p> <p>90kg  70x32mm</p>	<p>S</p> <p>BL</p> <p>WL</p>	00 83 23	2 m		
		00 83 33	3 m		
		00 83 53	5 m		
 <p>Embellecedor para perfil superior Excellence / Star / Star FT para vidrio fijo Excellence / Star / Star FT trim for fixed glass profile Rail de recouvrement Excellence / Star / Star FT pour rail avec panneau fixe</p> 	<p>PPS</p> <p>PPW</p> <p>PPB</p>	00 80 74	3 m		
		00 80 72	3 m		
		00 80 73	3 m		
 <p>Perfil superior separador Excellence / Star. Montaje a pared Excellence / Star fixing profile. Wall mounting profil supérieur séparateur Excellence / Star. Fixation à mur</p>  49x43mm	<p>S</p> <p>BL</p>	00 82 27 ²	2 m	1 perfil 1 profile 1 profil	
		00 82 37 ²	3 m		
		00 82 57 ²	5 m		
00 82 28 ²	2 m				
00 82 38 ²	3 m				
00 82 58 ²	5 m				
 <p>Perfil inferior para vidrio fijo de 8-10-12mm Bottom track for fixed glass, thickness 8-10-12mm Profil inférieur pour verre fixe, épaisseur 8-10-12mm</p>  20x20mm	<p>S</p>	00 87 15	1,5 m	2 perfiles 2 profiles 2 profils	
		00 87 30	3 m		
		00 87 60	6 m		
 <p>Perfil inferior para vidrio fijo de 8-10-12mm Bottom track for fixed glass, thickness 8-10-12mm Profil inférieur pour verre fixe, épaisseur 8-10-12mm</p>  17x12mm	<p>S</p> <p>BS</p> <p>WL</p> <p>BL</p>	00 87 24	2 m	2 perfiles 2 profiles 2 profils	
		00 87 34	3 m		
		00 87 64	6 m		
00 84 24	2 m				
00 84 34	3 m				
00 84 64	6 m				
00 71 96	2 m				
00 71 91	3 m				
00 71 97	6 m				
00 71 86	2 m				
00 71 81	3 m				
00 71 87	6 m				

² Para perfil superior separador **Excellence / Star**, montaje a pared de 2 m, 3 m, 5 m | *For Star / Excellence Full width side fixing profile 2m, 3m or 5m | *Pour profil équerre pour fixation murale Star / Excellence 2m, 3m ou 5m.

2 m 10 tornillos | screw | vis
3 m 15 tornillos | screw | vis
5 m 25 tornillos | screw | vis

S Aluminio anodizado plata mate
Satin anodized aluminium
Aluminium anodisé argent

BL Aluminio lacado negro mate
Matt black lacquered aluminium
Aluminium anodisé laqué noir mat

WL Aluminio lacado blanco mate
Matt white lacquered aluminium
Aluminium anodisé laqué blanc mat

BS Aluminio cepillado acabado Inox
Stainless Steel brushed finish aluminium
Aluminium brossé finition Inox

PPS Plástico pintado plata
Plastic painted silver
PVC finition peinture argent

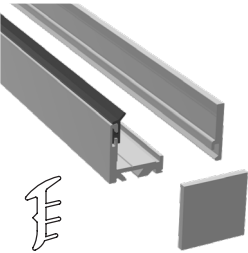



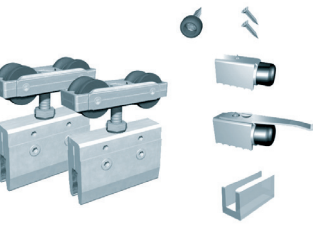
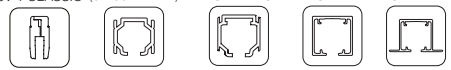


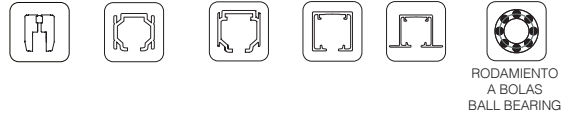
PPB Plástico pintado negro
Black painted plastic
PVC peinture noir

PPW Plástico pintado blanco
Plastic painted white
PVC finition peinture blanche



Componentes

Components

PERFILERÍA PROFILES PROFILS		Acabado	Cód.		
 <p>Perfil inferior entrada frontal para vidrio fijo de 8-10-12 mm Bottom track front entry for fixed glass, thickness 8-10-12mm Profil inférieur entrée frontale pour verre fixe, épaisseur 8-10-12mm</p>  <p>21x20mm</p>	S	0 110 22 ¹ 0 110 32 ¹ 0 110 62 ¹	2 m 3 m 6 m	1 perfil 1 profile 1 profil	
	BS	0 110 23 ¹ 0 110 33 ¹ 0 110 63 ¹	2 m 3 m 6 m		
	WL	0 110 24 ¹ 0 110 34 ¹ 0 110 64 ¹	2 m 3 m 6 m		
	BL	0 110 25 ¹ 0 110 35 ¹ 0 110 55 ¹	2 m 3 m 6 m		
 <p>Perfil inferior con burlete fijo de 8-10-12mm Bottom track with brush draught excluder, thickness 8-10-12mm Profil inférieur avec joint-brosse, épaisseur 8-10-12mm</p>  <p>20x15mm</p>	S	00 41 22 00 41 32 00 41 62	2 m 3 m 6 m	1 perfil 1 profile 1 profil	
JUEGOS SETS JEUX		Acabado	Cód.		
 <p>Juego de accesorios SV-A40 SV-A40 fitting set Garniture SV-A40</p> <p>40kg</p> <p>SV-1 CLASSIC STANDARD (SIN SOFTBRAKE) EXCELLENCE STAR STAR FT</p> 		00 56 00		1 juego 1 set 1 jeu	
 <p>Juego de accesorios SV-A60 EASY SV-A60 EASY fitting set Garniture SV-A60 EASY</p> <p>60kg</p> <p>SV-EASY STANDARD (SIN SOFTBRAKE) EXCELLENCE STAR STAR FT</p> 		00 66 08		1 juego 1 set 1 jeu	
 <p>Juego de accesorios SV-P70 EASY. Doble freno retenedor SV-P70 EASY Fitting set. Double retaining brake Garniture SV-P70 EASY. Double frein de retenu</p> <p>70kg</p> <p>SV-EASY STANDARD (SIN SOFTBRAKE) EXCELLENCE STAR STAR FT</p>  <p>RODAMIENTO A BOLAS BALL BEARING</p>		00 66 09		1 juego 1 set 1 jeu	

¹El perfil incluye junta + juegos de tapas laterales | ¹This profile includes PVC joints + set of end caps | ¹Le profil inclue jointes plastiques + capuchons finals

2 m 2 juegos de tapas | 2 set of caps | 2 set de caupuchons finals
 3 m 4 juegos de tapas | 4 set of caps | 4 set de caupuchons finals
 6 m 6 juegos de tapas | 6 set of caps | 6 set de caupuchons finals

S Aluminio anodizado plata mate
Satin anodized aluminium
Aluminium anodisé argent

WL Aluminio lacado blanco mate
Matt white lacquered aluminium
Aluminium anodisé laqué blanc mat











BS Aluminio cepillado acabado Inox
Stainless Steel brushed finish aluminium
Aluminium brossé finition Inox

BL Aluminio lacado negro mate
Matt black lacquered aluminium
Aluminium anodisé laqué noir mat



Componentes



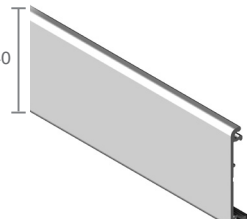

Components

JUEGOS SETS JEUX		Acabado	Cód.		
 <p>x1 Softbrake</p>	<p>Juego de accesorios SV-P70 EASY. x1 Softbrake simple SV-P70 EASY fitting set. x1 Single Softbrake Garniture SV-P70 EASY avec 1 arrêt</p> <p>70kg</p> <p>SV-EASY EXCELLENCE STAR STAR FT</p>      <p>RODAMIENTO A BOLAS BALL BEARING</p>		00 66 10		1 juego 1 set 1 jeu
 <p>x2 Softbrake</p>	<p>Juego de accesorios SV-P70 EASY. x2 Softbrake simple SV-P70 EASY fitting set. x2 single Softbrake Garniture SV-P70 EASY avec x2 arrêt</p> <p>70kg</p> <p>SV-EASY EXCELLENCE STAR STAR FT</p>      <p>RODAMIENTO A BOLAS BALL BEARING</p>		00 66 11		1 juego 1 set 1 jeu
	<p>Juego de accesorios SV-A90 SV-A90 fitting set Garniture SV-A90</p> <p>90kg</p> <p>SV-1 CLASSIC STANDARD (SIN SOFTBRAKE) EXCELLENCE STAR STAR FT</p>       <p>MÁX.80kg</p> <p>RODAMIENTO A BOLAS BALL BEARING</p>		00 86 00		1 juego 1 set 1 jeu
	<p>Juego de accesorios SV-A90 EASY Doble freno retenedor SV-A90 EASY Fitting set. Double retaining brake Garniture SV-A90 EASY. Double frein de retenu</p> <p>90kg</p> <p>SV-EASY STANDARD (SIN SOFTBRAKE) EXCELLENCE STAR STAR FT</p>       <p>MÁX.80kg</p> <p>RODAMIENTO A BOLAS BALL BEARING</p>		00 86 08		1 juego 1 set 1 jeu
 <p>x1 Softbrake</p>	<p>Juego de accesorios SV-A90 EASY. x1 Softbrake simple SV-A90 EASY fitting set. x1 Single Softbrake Garniture SV-A90 EASY avec 1 arrêt</p> <p>90kg</p> <p>SV-EASY EXCELLENCE STAR STAR FT</p>      <p>RODAMIENTO A BOLAS BALL BEARING</p>		00 86 05		1 juego 1 set 1 jeu
 <p>x2 Softbrake</p>	<p>Juego de accesorios SV-A90 EASY. x2 Softbrake simple SV-A90 EASY fitting set. x2 single Softbrake Garniture SV-A90 EASY avec x2 arrêt</p> <p>90kg</p> <p>SV-EASY EXCELLENCE STAR STAR FT</p>      <p>RODAMIENTO A BOLAS BALL BEARING</p>		00 86 06		1 juego 1 set 1 jeu



Componentes

Components

ACCESORIOS ACCESSORIES ACCESSOIRES		Acabado	Cód.		
 <p>93</p>	<p>Tapeta SV-A40 / SV-A90 SV-A40 / SV-A90 Pelmet cover Bandeau à clipser sur rail SV-A40 / SV-A90</p>	S	00 64 20	2 m	2 perfiles 2 profiles 2 profils
			00 64 30	3 m	
			00 64 50	5 m	
		BS	00 64 28	2 m	
			00 64 38	3 m	
WL	00 64 21	2 m			
	00 64 31	3 m			
	00 64 51	5 m			
BL	00 64 24	2 m			
	00 64 40	3 m			
	00 64 54	5 m			
PC	00 64 22	2 m			
	00 64 32	3 m			
 <p>80</p>	<p>Tapeta SV-EASY SV-EASY Pelmet cover Bandeau à clipser sur rail SV-EASY</p>	S	00 68 20	2 m	2 perfiles 2 profiles 2 profils
			00 68 30	3 m	
			00 68 50	5 m	
		BS	00 68 23	2 m	
			00 68 33	3 m	
WL	00 68 21	2 m			
	00 68 31	3 m			
	00 68 51	5 m			
BL	00 68 24	2 m			
	00 68 34	3 m			
	00 68 54	5 m			
PC	00 68 22	2 m			
	00 68 32	3 m			
 <p>40</p>	<p>Tapeta para pinza EASY EASY clamp Pelmet cover Cache-pince EASY</p>	S	00 64 29	2 m	2 perfiles 2 profiles 2 profils
			00 64 39	3 m	
		BS	00 67 28	2 m	
			WL	00 67 21	
		00 67 31		3 m	
BL	00 67 24	2 m			
	00 67 34	3 m			
PC	00 67 22	2 m			
		<p>Juego de tapas laterales LARGE EASY LARGE EASY Cover cap setk Jeu capuchons finals LARGE EASY</p>	S	00 80 77	8 mm
00 80 78				10 mm	
BS			00 80 75	8 mm	
			00 80 76	10 mm	
WL			00 80 93	8 mm	
	00 80 94	10 mm			
BL	00 80 96	8 mm			
	00 80 97	10 mm			
PC	00 80 68	8 mm			
	00 80 69	10 mm			

S Aluminio anodizado plata mate
Satin anodized aluminium
Aluminium anodisé argent

BS Aluminio cepillado acabado Inox
Stainless Steel brushed finish aluminium
Aluminium brossé finition Inox

WL Aluminio lacado blanco
White lacquered aluminium
Aluminium anodisé laqué blanc

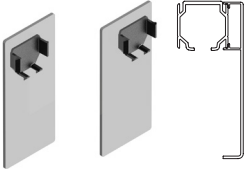
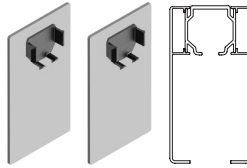
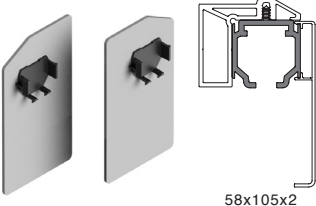
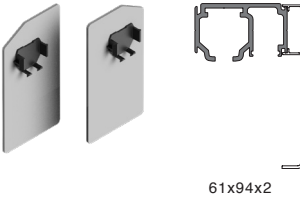
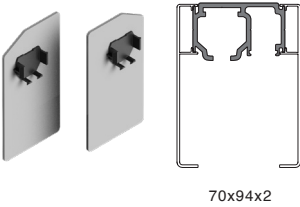
BL Aluminio lacado negro
Black lacquered aluminium
Aluminium anodisé laqué noir

PC Aluminio pulido cromado
Chrome polished aluminium
Aluminium polie chromé
Brillante | Shiny | Brillant



Componentes

Components

ACCESORIOS ACCESSORIES ACCESSOIRES		Acabado	Cód.		
 <p>39x93x2</p>	<p>Juego de tapas laterales. Montaje a pared. Perfil superior + tapeta Cover cap set, wall mount. Top track + pelmet cover Jeu capuchons finals fixé à mur. Rail haut + bandeau</p>	S	00 61 15 0 105 05	Standard Excellence	1 juego 1 set 1 jeu
		BS	00 61 25 0 105 09	Standard Excellence	
		WL	00 61 26 0 105 01	Standard Excellence	
		BL	00 61 27 0 105 71	Standard Excellence	
		PC	00 61 28 0 105 72	Standard Excellence	
 <p>48x93x2</p>	<p>Juego de tapas laterales. Montaje a techo. Tapeta + perfil superior + tapeta Cover cap set, ceiling mount. Pelmet cover + top track + pelmet cover Jeu capuchons finals fixé à plafond. Bandeau + rail haut + bandeau</p>	S	00 61 13 0 105 03	Standard Excellence	1 juego 1 set 1 jeu
		BS	00 61 35 0 105 73	Standard Excellence	
		WL	00 61 36 0 105 74	Standard Excellence	
		BL	00 61 37 0 105 75	Standard Excellence	
		PC	00 61 38 0 105 76	Standard Excellence	
 <p>58x105x2</p>	<p>Juego de tapas laterales. Montaje a pared. Perfil superior separador + perfil superior + tapeta Cover cap set, wall mount. Full width side fixing profile + top track + pelmet Jeu capuchons finals fixé à mur. Profil équerre + rail haut + bandeau</p>	S	0 105 85	Excellence	1 juego 1 set 1 jeu
		BS	0 105 86	Excellence	
		WL	0 105 87	Excellence	
		BL	0 105 88	Excellence	
		PC	0 105 89	Excellence	
 <p>61x94x2</p>	<p>Juego de tapas laterales. Montaje a techo. Tapeta + perfil superior Excellence para vidrio fijo Cover cap set, ceiling mount. Pelmet cover + top track for fixed glass Jeu capuchons finals fixation à plafond. Bandeau + rail Excellence avec verre fixe</p>	S	0 105 96	Excellence	1 juego 1 set 1 jeu
		BS	0 105 97	Excellence	
		WL	0 105 98	Excellence	
		BL	0 105 99	Excellence	
		PC	0 105 26	Excellence	
 <p>70x94x2</p>	<p>Juego de tapas laterales. Montaje a techo. Tapeta + perfil superior Excellence para vidrio fijo Cover cap set, ceiling mount. Pelmet cover + top track for fixed glass Jeu capuchons finals fixation à plafond. Bandeau + rail Excellence avec verre fixe + Bandeau</p>	S	0 105 52	Excellence	1 juego 1 set 1 jeu
		BS	0 105 55	Excellence	
		WL	0 105 56	Excellence	
		BL	0 105 22	Excellence	
		PC	0 105 25	Excellence	

S Aluminio anodizado plata mate
Satin anodized aluminium
Aluminium anodisé argent

BS Aluminio cepillado acabado Inox
Stainless Steel brushed finish aluminium
Aluminium brossé finition Inox

WL Aluminio lacado blanco
White lacquered aluminium
Aluminium anodisé laqué blanc

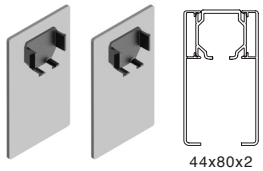
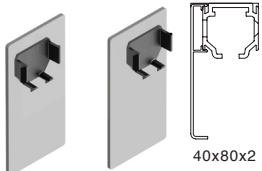
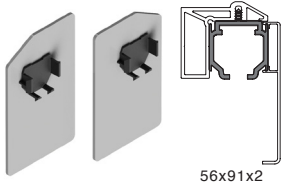
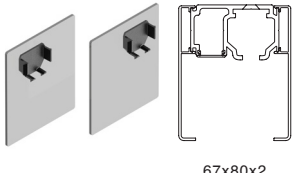
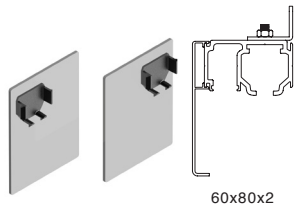
BL Aluminio lacado negro
Black lacquered aluminium
Aluminium anodisé laqué noir

PC Aluminio pulido cromado
Chrome polished aluminium
Aluminium polie chromé
Brillante | Shiny | Brillant



Componentes

Components

ACCESORIOS ACCESSORIES ACCESSOIRES		Acabado	Cód.		
 <p>44x80x2</p>	<p>Juego de tapas laterales EASY. Montaje a techo. Tapeta + perfil superior + tapeta EASY Cover cap set, ceiling mount. Pelmet cover + top track + pelmet cover Jeu capuchons finals EASY fixé à plafond. Bandeau + rail haut + bandeau</p>	S	00 61 76 0 105 10	Standard Excellence	1 juego 1 set 1 jeu
		BS	00 61 79 0 105 44	Standard Excellence	
		WL	00 61 77 0 105 14	Standard Excellence	
		BL	00 61 94 0 105 80	Standard Excellence	
		PC	00 61 78 0 105 40	Standard Excellence	
 <p>40x80x2</p>	<p>Juego de tapas laterales EASY. Montaje a pared. Tapeta + perfil superior EASY Cover cap set, wall mount. Pelmet cover + top track Jeu capuchons finals EASY fixé à mur. Bandeau + rail haut</p>	S	00 61 70 0 105 11	Standard Excellence	1 juego 1 set 1 jeu
		BS	00 61 75 0 105 45	Standard Excellence	
		WL	00 61 71 0 105 15	Standard Excellence	
		BL	00 61 92 0 105 81	Standard Excellence	
		PC	00 61 72 0 105 41	Standard Excellence	
 <p>56x91x2</p>	<p>Juego de tapas laterales EASY. Montaje a pared. Perfil superior separador + perfil superior + tapeta EASY Cover cap set, wall mount. Full width side fixing profile + top track + pelmet Jeu capuchons finals EASY fixé à mur. Profil équerre + rail haut + bandeau</p>	S	0 105 90	Excellence	1 juego 1 set 1 jeu
		BS	0 105 91	Excellence	
		WL	0 105 92	Excellence	
		BL	0 105 95	Excellence	
		PC	0 105 94	Excellence	
 <p>67x80x2</p>	<p>Juego de tapas laterales EASY. Montaje a techo. Tapeta + perfil superior Excellence para vidrio fijo + tapeta EASY Cover cap set, ceiling mount. Pelmet cover + top track for fixed glass + pelmet Jeu capuchons finals EASY fixation à plafond. Bandeau + rail Excellence avec verre fixe</p>	S	0 105 12	Excellence	1 juego 1 set 1 jeu
		BS	0 105 46	Excellence	
		WL	0 105 16	Excellence	
		BL	0 105 83	Excellence	
		PC	0 105 42	Excellence	
 <p>60x80x2</p>	<p>Juego de tapas laterales EASY. Montaje a pared. Tapeta + perfil superior Excellence para vidrio fijo EASY Cover cap set, wall mount. Pelmet cover + top track for fixed glass + pelmet Jeu capuchons finals EASY fixation à mur. Bandeau + rail Excellence avec verre fixe</p>	S	0 105 13	Excellence	1 juego 1 set 1 jeu
		BS	0 105 47	Excellence	
		WL	0 105 17	Excellence	
		BL	0 105 84	Excellence	
		PC	0 105 43	Excellence	

S Aluminio anodizado plata mate
Satin anodized aluminium
Aluminium anodisé argent

BS Aluminio cepillado acabado Inox
Stainless Steel brushed finish aluminium
Aluminium brossé finition Inox

WL Aluminio lacado blanco
White lacquered aluminium
Aluminium anodisé laqué blanc

BL Aluminio lacado negro
Black lacquered aluminium
Aluminium anodisé laqué noir










PC Aluminio pulido cromado
Chrome polished aluminium
Aluminium polie chromé

PS Plástico plata
Plastic silver
PVC argent

PB Plástico negro
Black plastic
PVC noir

Brillante | Shiny | Brillant



ACCESORIOS ACCESSORIES ACCESSOIRES		Acabado	Cód.		
 <p>Juego de tapas laterales Star. Montaje a techo/pared. Star side cover set. Ceiling / wall mounting Jeu de 2 capuchons finals Star. Fixation à plafond / mur</p>  <p>33x23mm</p>	<p>PS</p> <p>PB</p>	<p>00 52 10</p> <p>00 52 11</p>		<p>1 juego</p> <p>1 set</p> <p>1 jeu</p>	
 <p>Juego de tapas laterales Star para vidrio fijo. Montaje a techo/pared. Star side cover set for fixed glass. Ceiling / wall mounting Jeu de 2 capuchons finals Star pour panneau fixe. Fixation à plafond / mur</p>  <p>50x32mm</p>	<p>PS</p> <p>PB</p>	<p>00 52 13</p> <p>00 52 14</p>		<p>1 juego</p> <p>1 set</p> <p>1 jeu</p>	
 <p>Juego de tapas laterales Star. Montaje a pared. Perfil superior separador Excellence / Star + perfil superior Star Star side cover set. Wall mounting. Excellence / Star fixing profile + Star top profile Jeu de 2 capuchons finals Star. profil supérieur séparateur Excellence / Star + Profil supérieur Star</p>  <p>49x43mm</p>	<p>PS</p> <p>PB</p>	<p>00 52 15</p> <p>00 52 16</p>		<p>1 juego</p> <p>1 set</p> <p>1 jeu</p>	
 <p>Juego de roldanas SV-A40 / SV-A60 SV-A40 / SV-A60 Trolley hanger set Jeu montures SV-A40 / SV-A60</p> <p>40-60kg</p>		<p>00 66 55</p>		<p>5 juegos</p> <p>5 sets</p> <p>5 jeux</p>	
 <p>Roldana SV-P70 con tornillo SV-P70 Roller with screw Monture SV-P70 avec vis porteuse</p> <p>70kg</p>  <p>RODAMIENTO A BOLAS BALL BEARING</p>		<p>00 72 04</p>		<p>25 piezas</p> <p>25 pieces</p> <p>25 pièces</p>	

PS Plástico plata
Plastic silver
PVC argent

PB Plástico negro
Black plastic
PVC noir











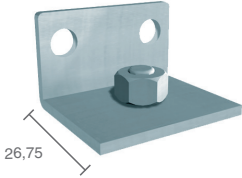
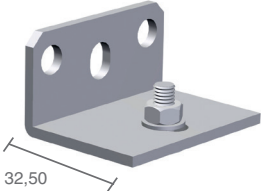
Componentes

Components

ACCESORIOS ACCESSORIES ACCESSOIRES		Acabado	Cód.		
	<p>Juego de roldanas SV-A90 SV-A90 Trolley hanger set Jeu montures SV-A90</p> <p>90kg  RODAMIENTO A BOLAS BALL BEARING</p>		00 86 55		5 juegos 5 sets 5 jeux
	<p>Juego de pinzas regulables SV-1 CLASSIC SV-1 CLASSIC adjustable clamps set Jeu pinces réglables SV-1 CLASSIC</p> <p>40kg  SV-1 CLASSIC</p>		00 40 58		1 juego 1 set 1 jeu
	<p>Juego de pinzas regulables SV-2 CLASSIC SV-2 CLASSIC adjustable clamps set Jeu pinces réglables SV-2 CLASSIC</p> <p>90kg  SV-1 CLASSIC</p>		00 60 58		1 juego 1 set 1 jeu
	<p>Juego de pinzas SV-EASY A90 SV-EASY A90 clamps set Jeu pinces SV-EASY A90</p> <p>90kg  SV-EASY</p>		00 68 58		1 juego 1 set 1 jeu
	<p>Juego freno retenedor SV-A60 / SV-A90 SV-A60 / SV-A90 Retaining brake Frein de retenue SV-A60 / SV-A90</p>		00 66 57		5 juegos 5 sets 5 jeux
	<p>Freno retenedor SF-P70 SF-P70 retaining brake frein de retenue Roller SF-P70</p>		00 72 19		25 piezas 25 pieces 25 pièces

Componentes

Components

ACCESORIOS ACCESSORIES ACCESSOIRES		Acabado	Cód.		
	<p>Guiador inferior plástico para vidrio de 8-12mm Plastic bottom guide (8-12mm glass) Guide inférieur plastique (verre 8-12mm)</p>		00 40 57		25 piezas 25 pieces 25 pièces
	<p>Soporte superior separador, montaje a pared Top track side fixing bracket Support équerre pour fixation murale</p> <p>STANDARD (SIN SOFTBRAKE) EXCELLENCE   MÁX. 80kg</p>		00 63 03*	0,1 m	1 pieza 1 piece 1 pièce
	<p>Embellecedor final para perfil superior Standard Top track end cap Capuchon final pour rail standard</p>		00 80 57		25 piezas 25 pieces 25 pièces
	<p>Soporte pared escuadra SV corto Top track short side fixing bracket Équerre de fixation murale courte</p> <p>26,75</p>		00 66 58*		25 piezas 25 pieces 25 pièces
	<p>Soporte pared escuadra con regulación Top track adjustable side fixing bracket Clip de fixation réglable pour bandeau en bois</p> <p>32,50</p>		00 60 59 ¹		25 piezas 25 pieces 25 pièces

*Hasta fin de existencias | while stocks last | jusqu'à rupture de stocks

¹Para las familias que incorporen soporte pared con perfilera de 2 m, 3 m o 5 m, aplicar uno por cada taladro | ¹For sets that incorporate a wall support with 2m, 3m, 5m or 6m profiling, apply one for each drill hole | ¹Pour les familles intégrant un support mural avec huisserie de 2m, 3m, 5m ou 6m, appliquer un support pour chaque trou percé.

2 m 10 soportes pared | supports wall | supports muraux
3 m 15 soportes pared | supports wall | supports muraux
5 m 25 soportes pared | supports wall | supports muraux



Aluminio anodizado plata mate
Satin anodized aluminium
Aluminium anodisé argent

Essential Glass

SV-A40 | SV-A60 EASY | SV-P70 EASY |
SV-A90 | SV-A90 EASY



Polígono Industrial de Foradada / 08580
St. Quirze de Besora / Barcelona / Spain
T +34 93 852 92 23
F +34 93 852 91 59
saheco@saheco.com

Export contact details
T +34 93 852 96 15
F +34 93 855 13 42
export@saheco.com
saheco.com